

# Programmable



## Sound F/X Pro Custom

Multi-Channel, Wide Dynamic Range Compression  
Mini-Canal, Canal, Half-Shell, Full-Shell

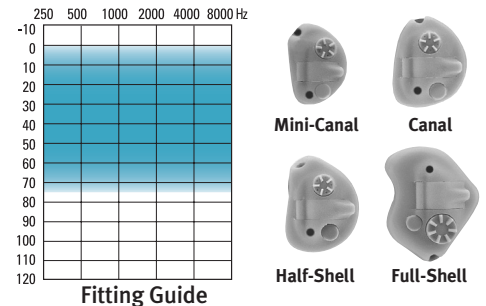
### HEARING AID FEATURES

- Two channels with Wide Dynamic Range Compression circuitry that is independently adjustable for each channel
- Five programmable parameters provide full fitting flexibility:
  - GL – Low-channel Gain
  - GH – High-channel Gain
  - F – Crossover Frequency
  - TK – Threshold Kneepoint
  - P – Power
- Twin average compression detectors reduce “pumping”
- Available shell styles to suit your clients’ requirements:
  - Mini-canal      - Canal
  - Half-shell      - Full-shell
- Class D circuitry for excellent battery life
- High quality microphone has higher sensitivity and reduced noise
- Full range of venting options available
- Optional telecoil with preamplifier
- Contoured, matte finish faceplate provides attractive cosmetics
- Sound F/X can be programmed using NOAH-compatible Unifit, Standalone Unifit or portable Pocket Unifit software

#### MATRIX SELECTION

Mini-Canal	100/35-10/F/X
	105/40-15/F/X
Canal/Half-Shell	100/35-10/F/X
	105/40-15/F/X
	110/45-20/F/X
Full-Shell	100/40-10/F/X
	105/45-15/F/X
	110/50-20/F/X

### SOUND F/X PROGRAMMABLE FITS MILD TO MODERATELY SEVERE HEARING LOSSES



Sound F/X Programmable can fit audiogram configurations ranging from reverse to precipitously sloping.

#### IEC 118-7 TECHNICAL DATA

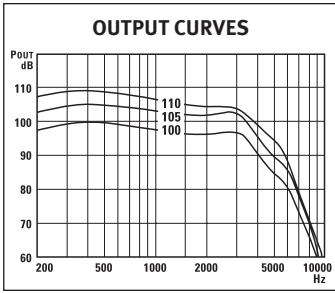
Frequency Range	100-8000 Hz	
Peak Gain	35-50 dB	
Peak Output	100-110 dB	
Reference Test Gain	5-30 dB	
Full on Average Gain*	10-46 dB	
Average Output*	98-106 dB	
Reference Test Frequency	1.6 kHz	
Full on Gain at 1.6 kHz	10-44 dB	
Output at 1.6 kHz	96-105 dB	
Typical Battery Life	13	240-485 h
(Zinc Air Premium)	312	125-250 h
	10A	75-150 h
Current Drain at RTG	0.6-1.2 mA	
Output with Inductive Input at 1.6 kHz	80-96 dB	
Peak	81-97 dB	
Equivalent Input Noise at RTG (40 dB in)	< 28 dB	
Fast Time Constant		
Attack Time	5 ms	
Release Time	20 ms	
Slow Time Constant		
Attack Time	200 ms	
Release Time	500 ms	
Compression Ratio	1:1 to 4:1	

\*Average of 500, 1000 and 2000 Hz

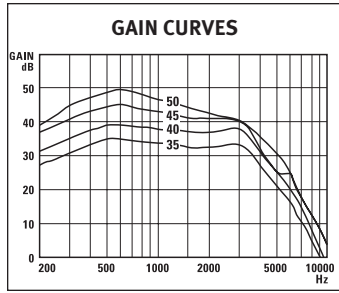
#### IEC 118-0 EAR SIMULATOR

Frequency Range	100-8000 Hz	
Peak Gain	43-53 dB	
Peak Output	108-115 dB	
Reference Test Gain	10-38 dB	
Full on Gain at 1.6 kHz	39-53 dB	
Output at 1.6 kHz	104-113 dB	

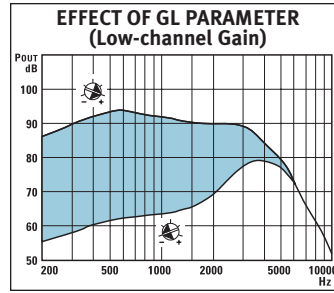
# SOUND F/X PROGRAMMABLE CUSTOM IEC 118-7 2cc COUPLER SPECIFICATIONS



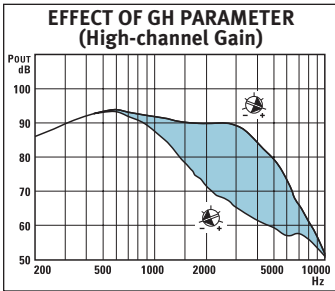
Input sound pressure level: 90 dB  
Volume Control: full on  
GL GH F TK P



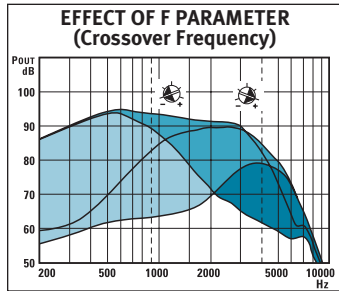
Input sound pressure level: 50 dB  
Volume Control: full on  
GL GH F TK P



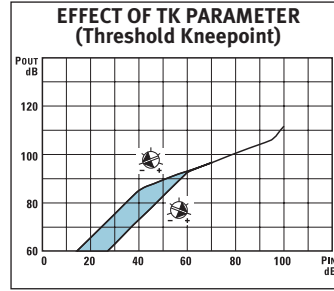
Input sound pressure level: 50 dB  
Volume Control: full on  
GH F TK P  
+ + - +



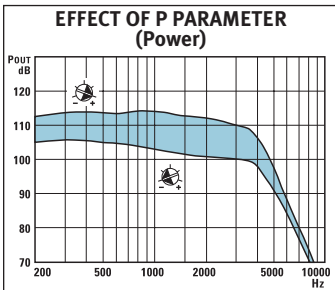
Input sound pressure level: 50 dB  
Volume Control: full on  
GL F TK P  
+ - - +



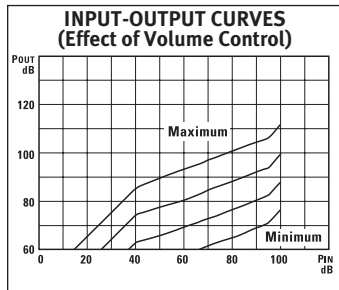
Input sound pressure level: 50 dB  
Volume Control: full on  
GL GH TK P  
+/- +/- - +



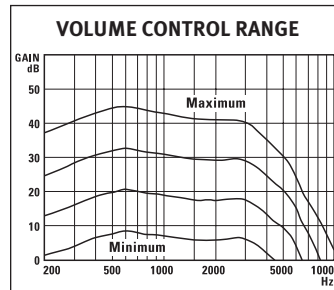
Input at 1600 Hz  
Volume Control: full on  
GL GH F P  
+ + - +



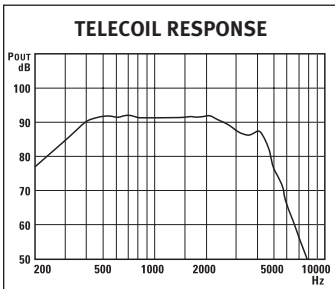
Input sound pressure level: 100 dB  
Volume Control: full on  
GL GH F TK  
+ + - -



Input level: 1600 Hz  
Volume Control: as shown  
GL GH F TK P  
+ + - - +

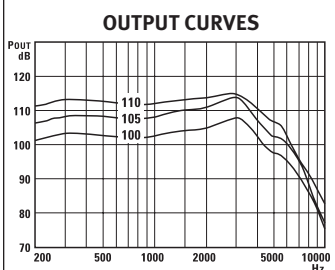


Input sound pressure level: 50 dB  
Volume Control: as shown  
GL GH F TK P  
+ + - - +

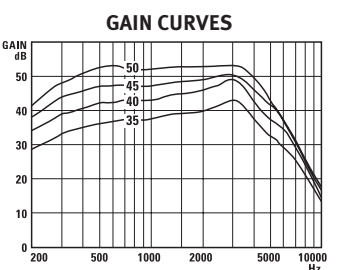


Input level: 1 mA/m  
Volume Control: full on  
GL GH F TK P  
+ + - - +

## IEC 118 -0 EAR SIMULATOR



Input sound pressure level: 90 dB  
Volume Control: full on  
GL GH F TK P  
+ + - - +



Input sound pressure level: 50 dB  
Volume Control: full on  
GL GH F TK P  
+ + - - +

### TEST CONDITIONS

RTG-IEC: Reference Test Gain of the Volume Control  
BATTERY: 13 Zinc Air Premium  
SOURCE: Voltage 1.3 V Impedance 6 Ohms  
COUPLER: HA-1  
VENT: Closed at canal end  
Refer to: "Summary of Test Conditions and Limits" for more details.

### AID MARKING: S F/X

### COMPLIANCE

Responses will vary according to ear size and shape, hearing loss requirements and shell acoustics.

### REFERENCES

IEC: International Electrotechnical Commission Publication 118-0, 118-7 (1983)

European Standard EN60118/A1 February, 1994

We reserve the right to change specification data without notice as improvements are introduced.

This product is manufactured under the protection of U.S. Patent #4349082 & #5204917.

Caution: Hearing aids and batteries can be harmful if swallowed or improperly used.



### CORPORATE OFFICE

Kitchener, Ontario, Canada  
877 492 6244; 519 895 0100  
fax 519 895 0108

### CANADA

Cambridge, Ontario  
800 265 8255; 519 650 9111  
fax 800 949 6663

### U. S. A.

Plymouth, Minnesota  
800 888 8882; 763 744 3300  
fax 763 557 8828

### INTERNATIONAL

Kitchener, Ontario, Canada  
519 895 0100  
fax 519 895 2318

### EUROPE

Bremen, Germany  
49 421 43 87 90  
fax 49 421 48 81 56

www.unitronhearing.com