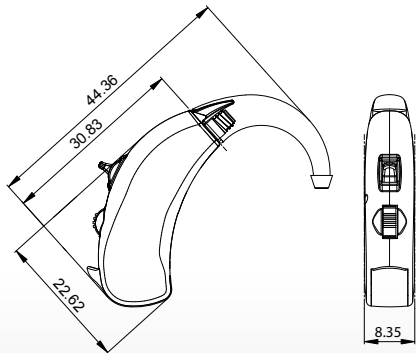


R-64 Digital AGC



- ① Ear Hook
- ② Microphone
- ③ Switch (M/T)
- ④ Volume Control
- ⑤ Battery compartment (Type 13)
- ⑥ Trimmers cover



Weight without battery: 3.6 gr.
 Weight with battery: 4.44 gr.
 Size in mm.

DESCRIPTION

According to the R-64 Digital family, R-64 Digital AGC is one channel fully digital hearing aid with WDRC processing strategy.

Its 2 Digital Trimmers and its powerful matrix, offers to the hearing care professional an easier fitting process with high reliability.

R-64 Digital AGC is designed for mild to severe (mixed and neurosensorial) hearing loss.

	Acoustic Data	IEC	IEC
		118-7:2005	118-0
OUTPUT	OSPL 90 @ Peak	129	133
	OSPL 90 @ Peak Frequency	1100	2700
	OSPL 90 @ RTF	118	127
GAIN	Full On Gain @ RTF* (dB)	43	52
	Full On Gain @ Peak (dB)	55	59
	FOG Peak Frequency (Hz)	1100	2100
	Reference Test Gain	43	52
NOISE	Equivalent Input Noise (dB _{SPL})	32	29
	Induction Coil Sensitivityv (31,6 mA/m)	108	116
TELECOIL	500 Hz @ 100 mA/m (%)	3,3	3,3
	800 Hz @ 100 mA/m (%)	0,9	1,5
	1600 Hz @ 100 mA/m (%)	0,8	1,0
WDRC	Tiempo de Ataque (ms)	5	5
	Tiempo de Relajación (ms)	50	68
DISTORTION	500 Hz @ 70 dB _{SPL} IN (%)	0,6	1,1
	800 Hz @ 70 dB _{SPL} IN (%)	0,3	0,7
	1600 Hz @ 70 dB _{SPL} IN (%)	0,3	0,5
CONSUMPTION	Current Drain (mA)	0,84	0,85
		2CC	ES

*RTF = 1600 Hz

Features

- ✓ Matrix 129/55
- ✓ 100% Digital Technology
- ✓ 1 Channel
- ✓ 2 Trimmer Controls (NH, PC)
- ✓ Switch (M / T)
- ✓ Battery compartment with ON / OFF function
- ✓ Alerting Tone for Program Change
- ✓ Low Battery Indicator
- ✓ Small Size
- ✓ Fully compatible with mobile phones*
- ✓ Battery I3 Type

Requirements

- ✓ No programming unit required.

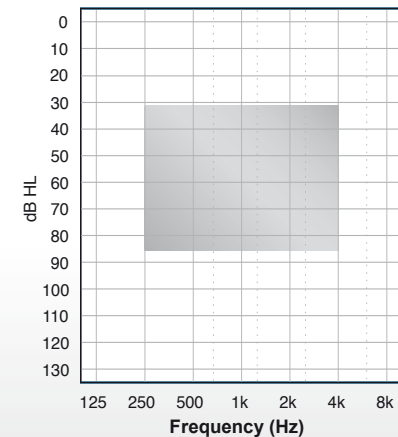
Options

Ref. 75140 Volume control cover (10 u.)

Order Number

Ref. 75793 R-64 Digital AGC

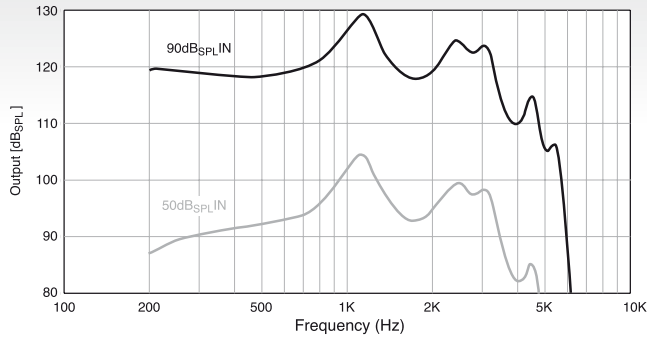
Fitting Range



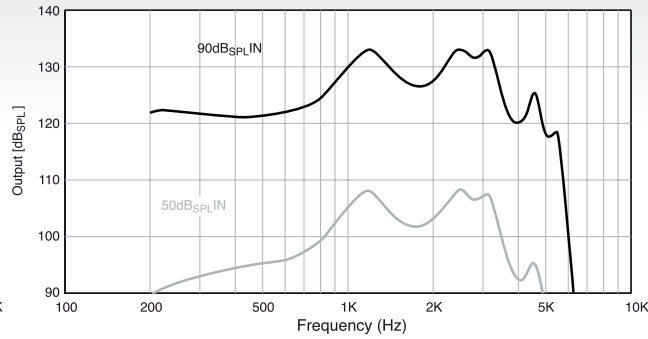
* In compliance with IEC 60118-13



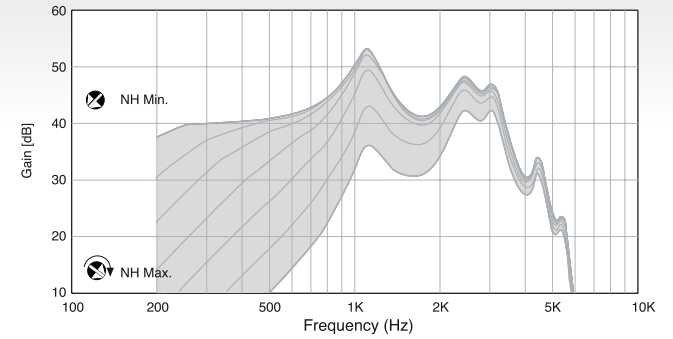
OSPL @ FULL ON GAIN @ IEC 118-7



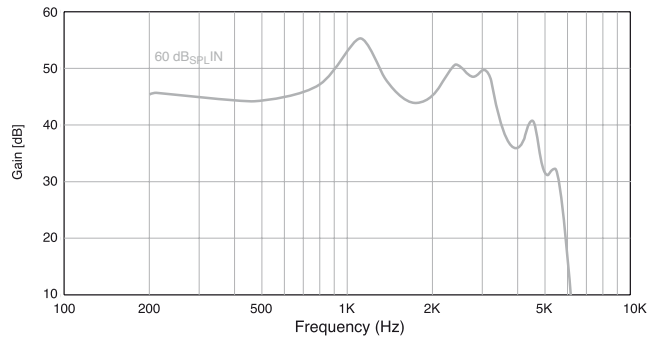
OSPL @ FULL ON GAIN @ IEC 118-0



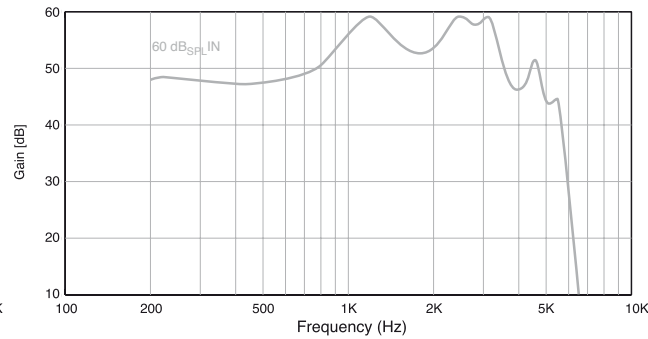
FREQUENCY RESPONSE VS TONE CONTROL



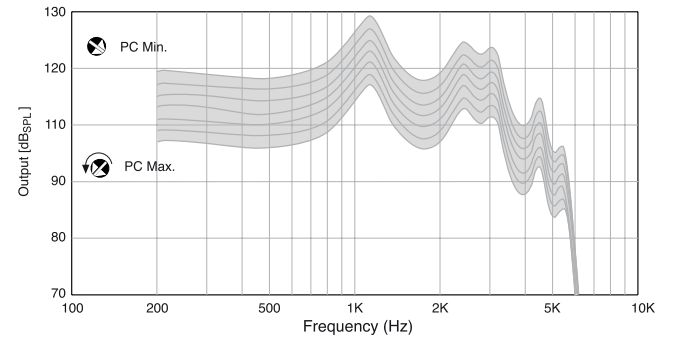
FREQUENCY RESPONSE @ IEC 118-7



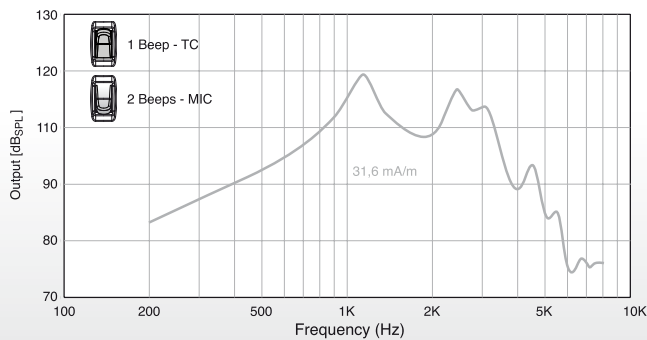
FREQUENCY RESPONSE @ IEC 118-0



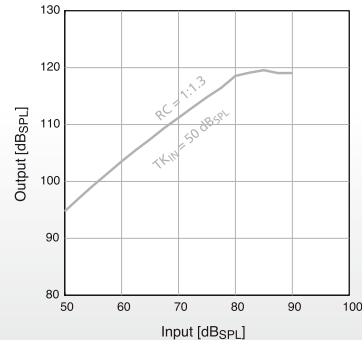
OSPL VS CONTROL PC



INDUCTION COIL SENSITIVITY @ IEC 118-7



INPUT / OUTPUT @ REF. TEST GAIN @ IEC 118-7



FREQUENCY RESPONSE VS VOLUME CONTROL

