

## Next™ 8 Moxi™ Canal Receiver Technology (CRT)

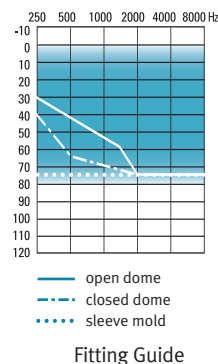
AutoPro2™  
8 Channels, 8 Bands, Adaptive Directionality

### HEARING INSTRUMENT FEATURES

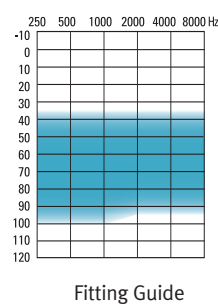
- AutoPro2™ intelligently analyzes the input signal and quickly adapts to 1 of 2 distinct destinations. Within each destination, the adaptive features can be customized for optimal listening and comfort
- Highly advanced feedback management that delivers more usable gain, allowing clients to enjoy the natural comforts and advantages of an open fit
- AntiShock™ instantaneously reduces the level of impulse noises such as a door slam, while maintaining the quality and intelligibility of speech
- Speech enhancement LD emphasizes speech signals based on the input level
- 8 channels provide high resolution signal processing
- Adaptive directional microphone system tracks and suppresses moving noise sources, while focusing on sounds from the front
- Noise Reduction, Wind Noise Manager
- Data logging accurately records data on time spent in each program and listening destination. Volume control changes are also logged in manual and automatic programs.
- MyMusic™ enhances the music listening experience by bringing out the rich, full tones of music
- OnBoard™ control is easily configured as a volume control or program button
- Easy-t provides automatic switching to a dedicated telephone program
- Up to 3 additional manual programs provide customization for individual needs and preferences
- Ideal volume indicator provides a beep notification when preferred gain is reached on the volume control
- Low battery warning
- Start up delay
- On/Off by opening or closing the battery door
- Can be programmed using NOAH-compatible U:fit™ and Standalone U:fit fitting software v1.4 or higher
- Choice of processing strategies, WDRC or Linear
- Choice of receivers
- Battery size: 312

### OPTIONS & ACCESSORIES

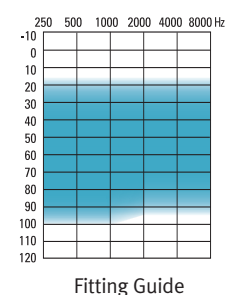
- Remote control with volume control, program change button, and more
- Choice of coupling and venting options



109/44  
Next 8 Moxi (xS)

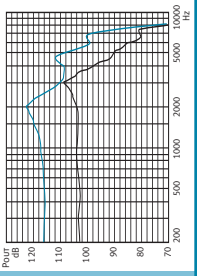
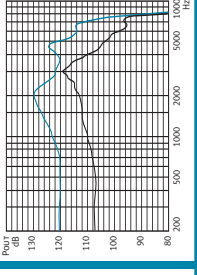
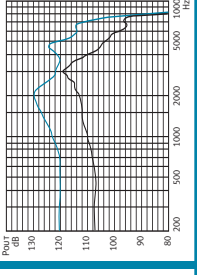
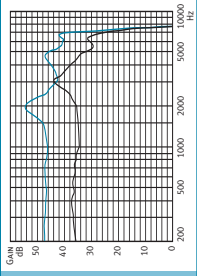
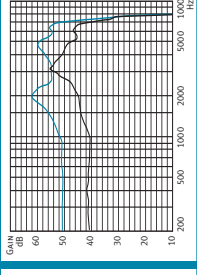
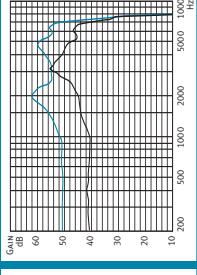
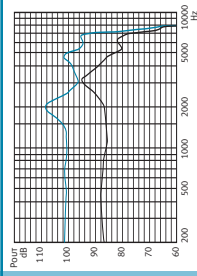
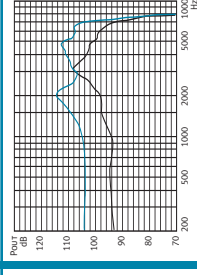
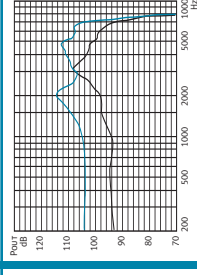
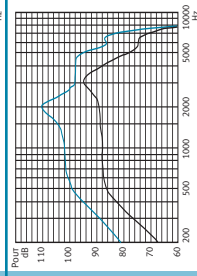
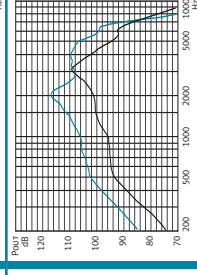
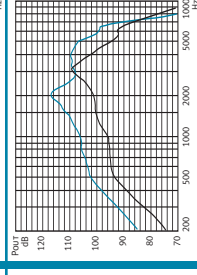



123/55  
Next 8 Moxi Power (xP)



123/55  
Next 8 Moxi OptimumFit

Next 8 Moxi is suitable for fitting mild to moderately severe hearing losses and can fit audiogram configurations ranging from reverse to precipitously sloping.

ANSI S3.22-1996/IEC 118-7 2CC COUPLER TECHNICAL DATA		IEC 118-0 OES COUPLER TECHNICAL DATA	
Reference Test Frequency ANSI IEC 118-7	Next 8 Moxi Power (xS Receiver)	Reference Test Frequency IEC 118-0	Next 8 Moxi Power (xP Receiver)
HFA 1.6 kHz	HFA 1.6 kHz	1.6 kHz	1.6 kHz
<b>OSPL<sub>90</sub></b> Maximum HFA at RTF	HFA 123 dB 118 dB 120 dB	<b>OSPL<sub>90</sub></b> Maximum at RTF	130 dB 128 dB
			
<b>Full on Gain</b> (input 50 dB) Maximum HFA at RTF	44 dB 36 dB 35 dB	<b>Full on Gain</b> (input 50 dB) Maximum at RTF	55 dB 44 dB
			
<b>Basic Frequency Response</b> Frequency Range (Hz) Reference Test Gain (ANSI 1996)	200-7350 28 dB	<b>Basic Frequency Response</b> Frequency Range in Hz (DIN) Reference Test Gain	200-8000 37 dB
			
<b>Induction Coil Sensitivity</b> (ANSI 1996, 31±6 mA/m) HFA SPLITS STS	89 dB 1 dB	<b>Induction Coil Sensitivity</b> Graph shown for 31.6 mA/m at RTG at RTF (1 mA/m at Full On Gain) Maximum at RTF	100 dB 86 dB 76 dB
			
<b>Current Drain at RTG</b>	1.15 mA	<b>Current Drain at RTG</b>	1.15 mA
<b>Typical Battery Life</b>	130 h	<b>Typical Battery Life</b>	130 h
<b>Equivalent Input Noise at RTG</b>	24 dB	<b>Equivalent Input Noise at RTG</b>	24 dB
<b>Total Harmonic Distortion</b> at 500 Hz at 800 Hz at 1600 Hz	1.0% 0.5% 0.5%	<b>Total Harmonic Distortion</b> at 500 Hz at 800 Hz at 1600 Hz	1.0% 1.0% 0.5%
<b>EMC immunity by</b> ANSI C63-19-2001 EMC, Omni mode/Telecoil	M3/T4	<b>EMC immunity by</b> IEC 118-13, Field Strength 75/50 V/m, Omni mode IRIL Low/High band dB SPL	40/40
	M3/T4		47/45



**Test Conditions:**  
 Battery: 312  
 Source: Voltage 1.3 V  
 The measurements obtained with a closed configuration using a HA-1 coupler (ANSI-3-7-1995) or occluded ear simulator (EN 60711, coupling arrangement according to fig. 4 in the test standard).  
 The hearing instrument set to linear, omni mode with all adaptive features disabled.

Domes should never be fitted on patients with perforated eardrums, exposed middle ear cavities, or surgically altered ear canals. In the case of such a condition, we recommend to use a customized ear mold. We reserve the right to change specification data without notice as improvements are introduced.